

***POLITICAL
SOCIALIZATION &
IDEOLOGY***





October 10/11, 2023



Learning Intention	Success Criteria	You will need	
I am learning about how cultural factors influence political attitudes and socialization.	I can analyze polling data and make inferences on polling data and political socialization and cultural factors.	Agenda	Socialization & Ideology
		Homework	HW: Watch DV 4.4 and read 357-368



BELL RINGER

Which of the following best describes a government action that is consistent with the political philosophy of individualism?

- a) Congress passes legislation increasing eligibility for unemployment benefits.
- b) A state legislature creates regulations for public schools which limit the use of offensive speech.
- c) A city council creates a municipal ordinance that imposes fines for damages done to private property.
- d) The U.S. Department of Education provides grants for low-income students to attend college.

Students choose an option



LEARNING INTENTION

- LO: Explain how cultural factors influence political attitudes and socialization
- LO: Explain how cultural factors influence political attitudes and socialization

SUCCESS CRITERIA

I can analyze polling data and make inferences on polling data and political socialization and cultural factors.



HOW DO YOU FORM YOUR POLITICAL BELIEF SYSTEM?



Students choose an option



Pear Deck Interactive Slide
Do not remove this bar

HOW DO YOU FORM YOUR POLITICAL BELIEF SYSTEM?

1. The family
2. Social Groups
 - race
 - religion
 - gender
3. Region
4. Media



Gender and Ethnicity

Gender and ethnic identity affect our political loyalties. Men are more likely to vote Republican than women. Black voters are more likely than white voters to cast ballots for Democrats.

Peer Groups

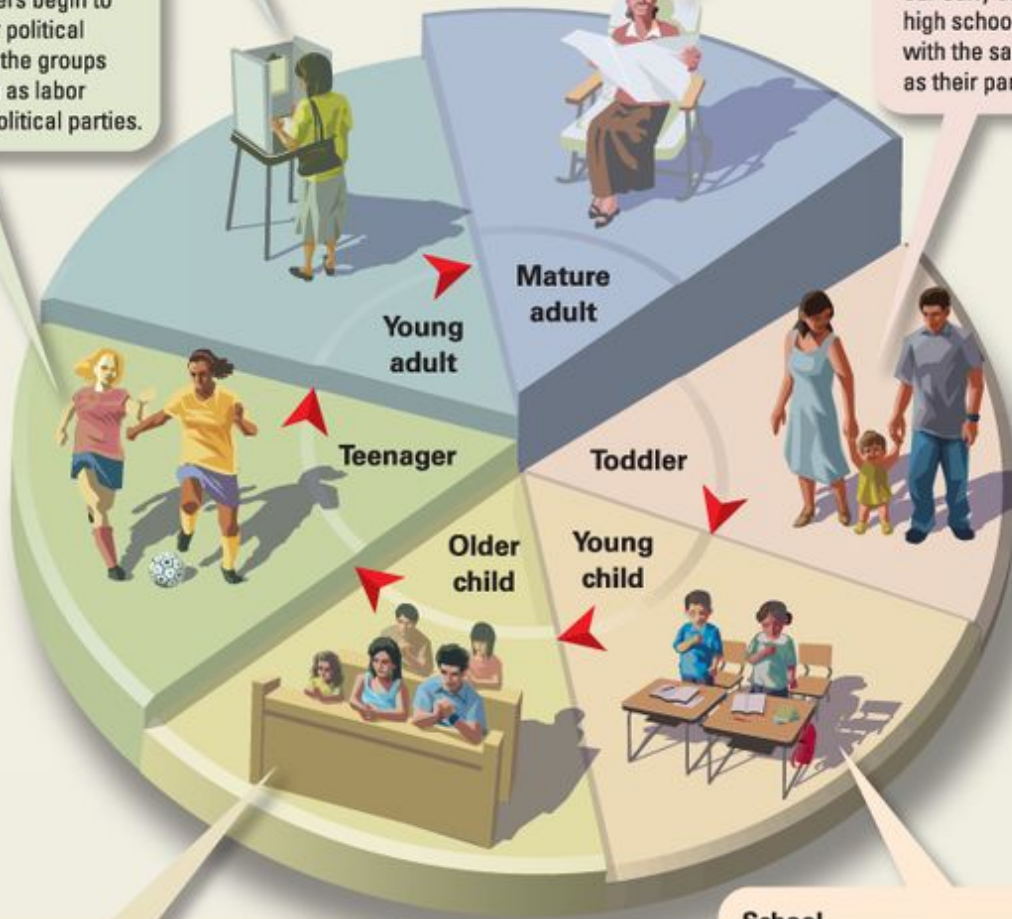
As we age, our friends and co-workers begin to influence our political views. So do the groups we join, such as labor unions and political parties.

News Media

The news media influence what we pay attention to as adults. The effects of the media vary with our reading and viewing habits.

Family

Families play a large role in our early socialization. Most high school seniors identify with the same political party as their parents.



Religion

Religious teachings help shape political values. People may have more conservative or more liberal views based on their religious beliefs.

School

Schools teach us to love our country, respect the law, and value our rights. The more education Americans get, the more likely they are to participate in politics.

POLITICAL SOCIALIZATION



POLITICAL IDEOLOGY

Set of beliefs
you hold about
politics



WHAT BELIEFS DO YOU ASSOCIATE WITH LIBERALS?



Liberal

Conservative



Students, write your response!



Pear Deck Interactive Slide
Do not remove this bar

WHAT BELIEFS DO YOU ASSOCIATE WITH CONSERVATIVES?



Liberal

Conservative



Students, write your response!



Pear Deck Interactive Slide
Do not remove this bar

- Liberals Support

- Government regulations of business
- Welfare programs for the poor, minorities & women
- National health care
- Abortion

- Liberals Oppose

- Tax cuts for the wealthy
- Increase in military spending
- School prayer

- Conservatives Support:


- Free market w/ little regulations
- Gun ownership
- Border security

- Conservative Oppose:

- Expensive welfare programs
- Abortion
- National Health care



- Most Americans are moderates and don't align perfectly
 - Madison's Federalist #10!
- **Libertarian** - Fiscally (economy) Conservative, Socially Liberal
 - Ex: Support tax cuts; Support legalized marijuana
- **Populist** - Fiscally Liberal, Socially Conservative
 - Ex: Support paid maternity leave; Opposes abortion

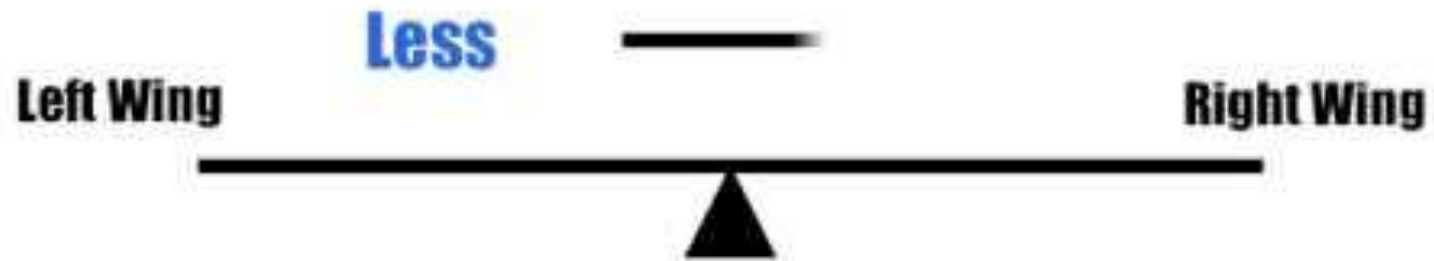


Populist appeal to the concerns of the "common man"



DEMOGRAPHICS

Education

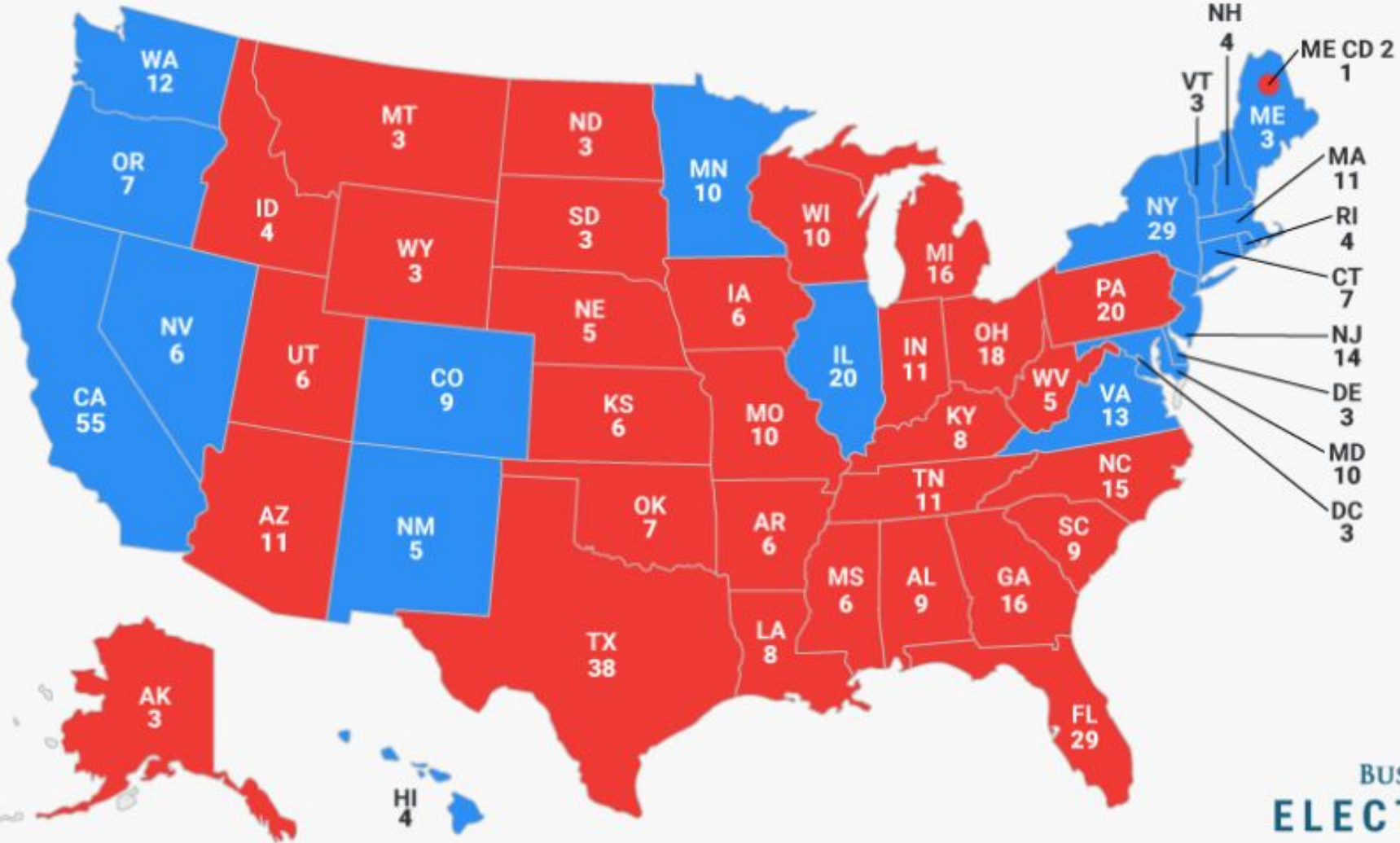


270

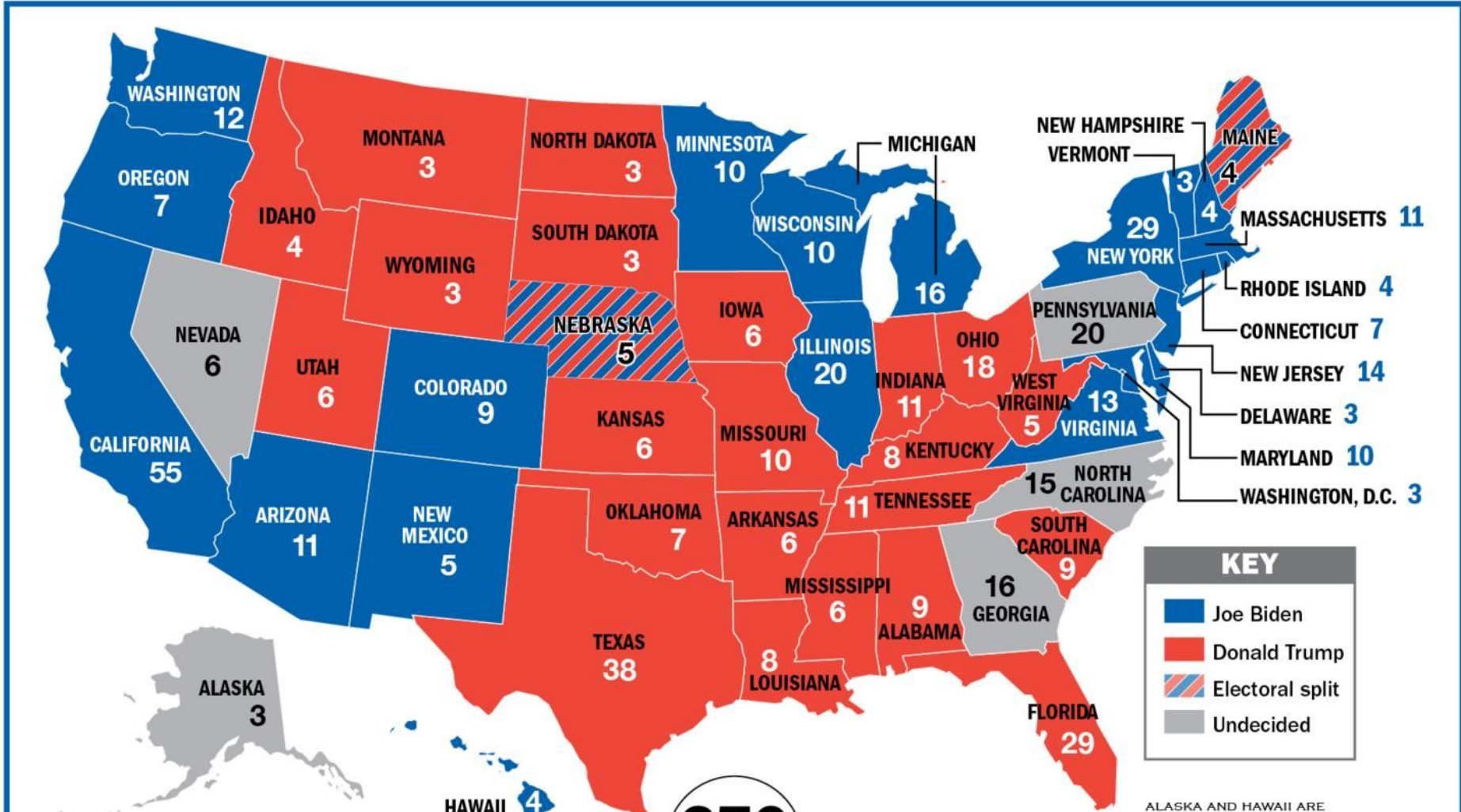


CLINTON
232

TRUMP
306



BUSINESS INSIDER
ELECTION 2016



270
Electoral votes needed to win



264 JOE BIDEN

DONALD TRUMP 214



ALASKA AND HAWAII ARE NOT SHOWN IN CORRECT POSITION OR TO SCALE.

Two-Way (Democrat vs. Republican) Support for Democratic Candidates, 2012-2020

Race	2012	2016	2020	2016 to 2020
White	42%	41%	44%	+3%
Black	97%	93%	90%	-3%
Latino	70%	71%	63%	-8%
Asian	66%	68%	67%	-1%
Other	55%	53%	55%	+2%
White Non-College	40%	36%	37%	+1%
White College	46%	50%	54%	+4%

What ideology am I?

- Democrat
- Republican
- Independent

- Democrat
- Republican
- Independent

“Marriage must be legally defined as only between a man and a woman.”

Democrat

Republican

Independent



Students choose an option

Pear Deck Interactive Slide
Do not remove this bar

What ideology am I?

- Democrat
- Republican
- Independent

- Democrat
- Republican
- Independent


“The government that governs best governs least.”

- Democrat
- Republican
- Independent



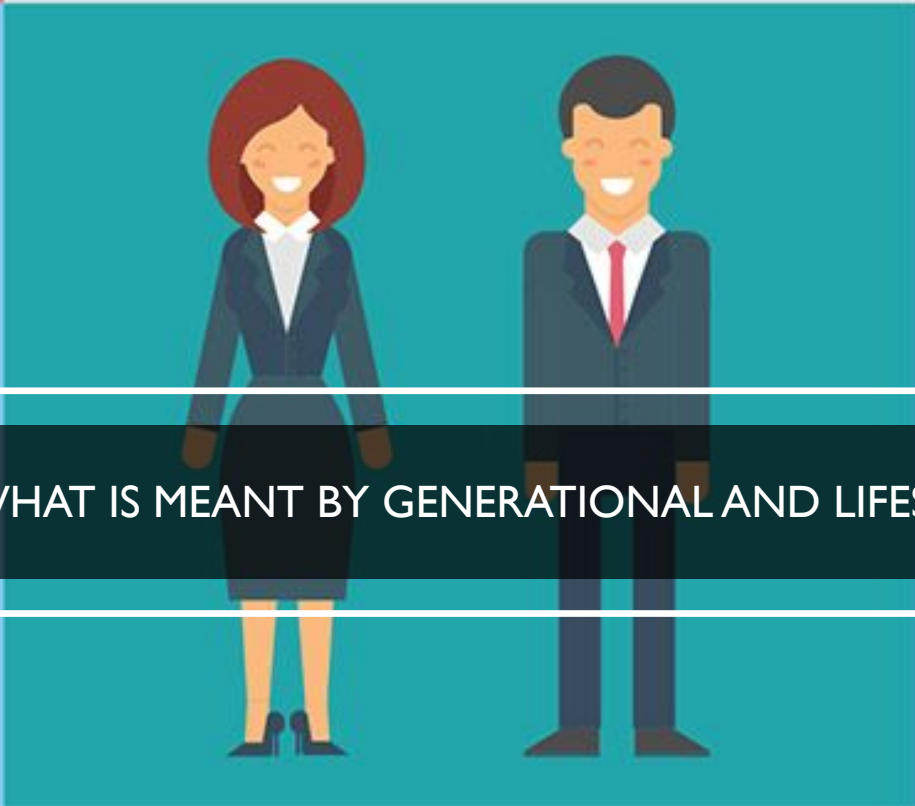

Students choose an option

Pear Deck Interactive Slide
Do not remove this bar



USE THE CHART TO GAUGE THE IMPORTANT ISSUES
AND LIKELIHOOD OF POLITICAL ENGAGEMENT FOR
EACH POPULATION SUBSET

Name	Birth Year Range (approx.)	Current Political Importance
Silent Generation	1924 to 1945	Older seniors, influenced by the Great Depression, socially conservative, recently voted very Republican
Baby Boomers	1946 to 1964	Rapidly becoming seniors, socially liberal compared to their parents, influenced by Vietnam, Civil Rights Era, now voting Republican (barely)
Generation X	1965 to 1980	Now the main business leaders, influenced by post Watergate, socially more conservative than their parents. suspicious of government leaders
Millennials	1981 to 1997	The first true computer generation, liberal in social policies, very Democratic in recent elections
Generation Z	1990 to early 2000s	some coming out of college years, slowing down birth rates, less religious, very concerned about college costs, accepting of gay rights, liberal in votes



WHAT IS MEANT BY GENERATIONAL AND LIFESTYLE EFFECTS?

A group of people is gathered at a political event. In the background, a large American flag is visible. In the foreground, a wooden railing is decorated with small American flags. Several people are holding signs; one prominent blue sign says "USA" in white letters, and another red sign partially shows "US". The text "WHAT WOULD YOU CONSIDER A 'MAJOR POLITICAL EVENT'?" is overlaid in a white box with a black border in the center of the image.

WHAT WOULD YOU CONSIDER A
“MAJOR POLITICAL EVENT”?

A black and white photograph showing soldiers in a tank. The soldiers are wearing helmets and are positioned inside the tank, looking out towards a beach or a body of water. The tank's interior is visible, with various equipment and gear. The background shows a beach with some structures and a cloudy sky.

CONSIDER HOW EACH CIRCUMSTANCE/EVENT
MIGHT SERVE TO INFLUENCE POLITICAL
BELIEFS/BEHAVIOR

- World War II and the Holocaust
- Served in Gulf War
- 9/11
- The election of Donald Trump
- Mass shootings
- Nationally publicized incident involving law enforcement misconduct
- NFL players Kneeling

What's the best
city to be a liberal?



Students, write your response!

TOP 10

BEST PLACES TO BE A LIBERAL

- ① SEATTLE, WA
- ② AUSTIN, TX
- ③ SAN FRANCISCO, CA
- ④ DENVER, CO
- ⑤ FARGO, ND
- ⑥ MINNEAPOLIS, MN
- ⑦ CEDAR RAPIDS, IA
- ⑧ BOSTON, MA
- ⑨ COLUMBIA, MO
- ⑩ CHARLESTON, SC



Source: Smartasset, 2016

What's the best
city to be a
conservative?



Students, write your response!

TOP 10

BEST PLACES TO BE A CONSERVATIVE

- ① MIDLAND, TX
- ② SIOUX FALLS, SD
- ③ AMARILLO, TX
- ④ OMAHA, NE
- ⑤ COLORADO SPRINGS, CO
- ⑥ ROCHESTER, MN
- ⑦ LAFAYETTE, LA
- ⑧ SPRINGFIELD, IL
- ⑨ TULSA, OK
- ⑩ LUBBOCK, TX



Source: Smartasset, 2016



Let's look at 2016 exit polls
to see the different
"voting blocs" and where
they actually voted..

gender

	clinton	trump	other/no answer
male 47%	41%	52%	7%
female 53%	54%	41%	5%

24558 respondents

The “Gender Gap”



age			
	clinton	trump	other/no answer
18-24 10%	56%	34%	10%
25-29 9%	54%	38%	8%
30-39 17%	51%	39%	10%
40-49 19%	46%	49%	5%
50-64 30%	44%	52%	4%
65 and older 16%	45%	52%	3%
24558 respondents			

Older voters
tend to be
more
Conservative



race

	clinton	trump	other/no answer
white 71%	37%	57%	6%
black 12%	89%	8%	3%
latino 11%	66%	28%	6%
asian 4%	65%	27%	8%
other race 3%	56%	36%	8%
24558 respondents			



education

	clinton	trump	other/no answer
high school or less 18%	46%	51%	3%
some college 32%	43%	51%	6%
college graduate 32%	49%	44%	7%
postgraduate 18%	58%	37%	5%
24558 respondents			



income

	clinton	trump	other/no answer
under \$30,000 17%	53%	40%	7%
\$30k-\$49,999 19%	52%	41%	7%
\$50k-\$99,999 30%	46%	49%	5%
\$100k-\$199,999 24%	47%	48%	5%
\$200k-\$249,999 4%	49%	47%	4%
\$250,000 or more 6%	46%	46%	8%

24558 respondents



marital status

	clinton	trump	other/no answer
married 59%	44%	52%	4%
unmarried 41%	55%	37%	8%

24558 respondents



religion

	clinton	trump	other/no answer
protestant 27%	36%	59%	5%
catholic 23%	46%	50%	4%
mormon 1%	28%	56%	16%
other christian 24%	43%	54%	3%
jewish 3%	71%	23%	6%
muslim 1%	n/a	n/a	n/a
other religion 7%	58%	32%	10%
no religion 15%	67%	25%	8%
24558 respondents			



What ideology am I?

- Democrat
- Republican
- Independent

- Democrat
- Republican
- Independent

“So long as I am president, no American shall go to bed hungry, no American shall suffer the burden of discrimination, and no American shall fall ill without the benefit of medical help.”



Students choose an option

Pear Deck Interactive Slide
Do not remove this bar

What ideology am I?

- Democrat
- Republican
- Independent

- Democrat
- Republican
- Independent

Male, black, urban, student, studying to be a lawyer, single

- Democrat
- Republican
- Independent



Students choose an option

Pear Deck Interactive Slide
Do not remove this bar

What ideology am I?

- Democrat
- Republican
- Independent

- Democrat
- Republican
- Independent

Male, white, rural, farmer, high school education, married

- Democrat
- Republican
- Independent



Students choose an option

Pear Deck Interactive Slide
Do not remove this bar



October 10/11, 2023



Learning Intention	Success Criteria	You will need	
I am learning about how cultural factors influence political attitudes and socialization.	I can analyze polling data and make inferences on polling data and political socialization and cultural factors.	Agenda	Socialization & Ideology
		Homework	HW: Watch DV 4.4 and read 357-368

